



Geberit UP



Tabel 2: Toepassingsgebied

systemen	voorzetwand				inbouw		
	in metselen	wand voor metselen	plaatwerking voor muur	plaatwerking voor systeemwand	in metselen	syseemwand	schachtbouw
 inbouwreservoir	✓	—	—	—	—	—	✓

Geberit UP





Geberit UP.....	3
1 Systeembeschrijving.....	5
2 Assortiment.....	9
2.1 Geberit UP.....	9
2.2 Toebehoren.....	10






1 Systeembeschrijving

Losse inbouwreservoirs, zonder frame, worden in de praktijk vrijwel niet meer toegepast. De reservoirs zijn ingebouwd in de elementen uit de Kombifix, Duofix, Sanbloc, GIS en GISeasy series, met frontbediening.

Tabel 3: Afvoer aansluitingen met PE

		
inbouwreservoir		
109.300.00.1		
		
d90 - 366.925.16.1 d110 - 367.925.16.1 d110 / d110 - 367.792.16.1	d90 (links) - 366.913.16.1 d90 (rechts) - 366.914.16.1 d110 (links) - 367.913.16.1 d110 (rechts) - 367.914.16.1	d90 366.887.16.1 d90 367.887.16.1

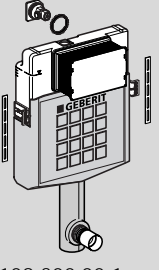






















Tabel 4: Toevoer aansluitingen met Mepla

	
inbouwreservoir	
109.300.00.1	
	
d16 x 1/2" - 611.555.00.5 d20 x 1/2" - 612.555.00.5	d16 x 1/2" - 611.256.00.5 d20 x 1/2" - 612.256.00.5

Geberit UP









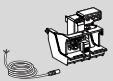
Systeembeschrijving

Tabel 5: Bedieningsystemen inbouwreservoir voor wc element frontbediening

	bedieningsplaat	pneumatisch	
 <p>109.300.00.1</p>	kunststof:  115.770.xx.1 Samba	  115.918.00.1 & 115.765.xx.1 115.798.00.1	
	 115.750.xx.1 Rumba	  115.939.xx.1 & 115.765.xx.1 115.798.00.1	
	 115.777.xx.1 Bolero	  115.940.xx.1 & 115.765.xx.1 115.798.00.1	
	metaal:  115.780.xx.1 Twist	  115.945.xx.1 & 115.765.xx.1 115.798.00.1	
	 115.760.xx.1 Tango	  115.941.xx.1 & 115.765.xx.1 115.798.00.1	
	 115.751.00.1 Mambo	  115.942.xx.1 & 115.765.xx.1 115.798.00.1	
			  115.943.21.1 & 115.765.xx.1 115.798.00.1
			  115.914.00.1 & 115.765.xx.1 115.798.00.1



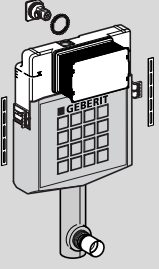





Tabel 6: Bedieningsystemen inbouwreservoirs voor wc element frontbediening (vervolg)

		elektrisch	
		manueel	manueel
 <p>109.300.00.1</p>	 <p>115.446.00.1 115.445.00.1</p>		
	 <p>115.861.00.1</p>	 <p>115.861.00.1</p>	
	 <p>115.765.xx.1 115.798.00.1</p>	 <p>115.863.00.1</p>	
	 <p>115.751.00.1 115.750.xx.1 115.760.xx.1 115.777.xx.1</p>		
	 <p>115.862.00.1</p>		

Geberit UP




Systeembeschrijving

Tabel 7: Bedieningen voor inbouwreservoirs en elementen, frontbediend (vervolg)

elektrisch		
	handsfree	manueel/IR
 109.300.00.1	 115.861.00.1	 115.861.00.1
	 115.890.00.1 115.891.00.1	 115.861.00.1
		 115.865.00.1 115.866.00.1* 115.868.00.1*

* geen ruwbouwset nodig (115.861.00.1)

Tabel 8: Apparaataansluitingen en toebehoren

	
inbouwreservoir (zonder frame)	
109.300.00.1	
 d90 / d1 45 152.404.46.1	 156.050.00.1



2 Ontwerp/technische gegevens

2.1 Ontwerpbasis

2.1.1 Maatvoering

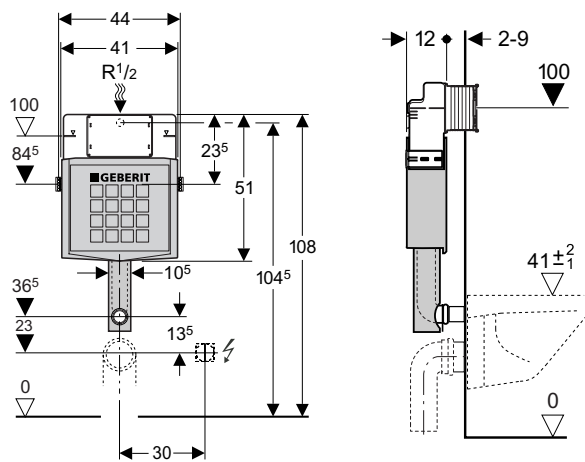


Fig. 2: Afmetingen voor inbouwreservoir, art.nr. 109.300.00.1